

KS3218

C y A

600496

1

2602

1

1

16 —

16

16

300,000,000

24.17%

36.74%

36

2014

2017

2017

2017

2017

2017

/ /		
/		

	1 2602
	50,000
	91330600698293000U
	2009 12 18 2029 12 31
	100%
	1
	0575-85595756

1

1

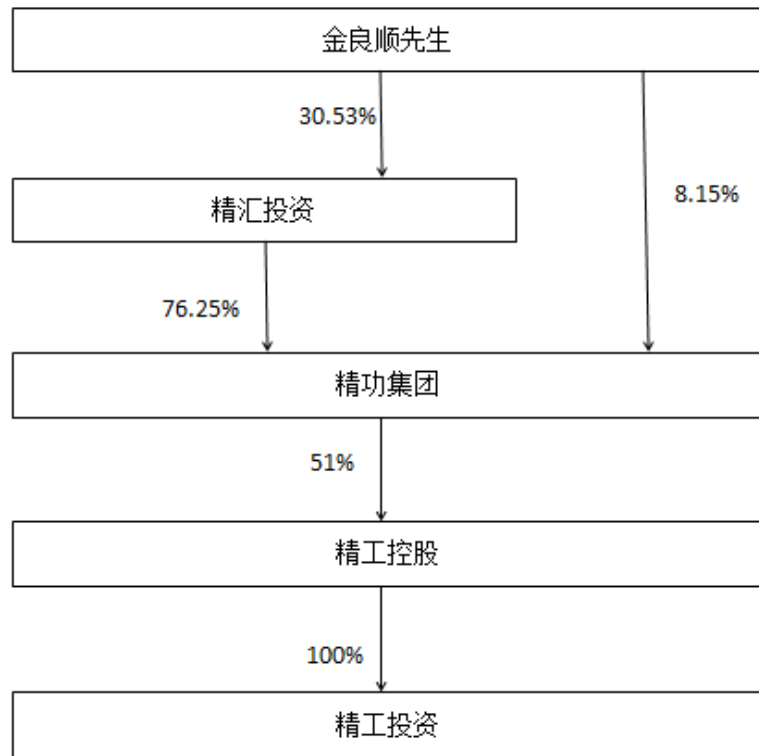
	32,000
	91330621747020691H
	()
	2003 2 12 2023 2 11
	51% 49%
	1

	0575-85595815
--	---------------

2

1954 10

2



3

				/	%	
1		1996.1.23		120,000	83.08	

2		2014.12.8		1,000	30.53	
3		2003.2.12		32,000	51.00	()
4		2000.9.10		45,516	30.16	
5		1993.10.18		49,736	32.97	
6		2007.6.26		10	60.00	
7		2003.8.8		16,190.00	100.00	
8		2004.8.13		5,000	100.00	(

)
9		2002.9.24		50,000	100.00) (
10		2009.2.16		30,000	100.00	
11		2013.1.18		35,882.3529	51.00	
12		2014.5.10		23,320	50.76	
13		2016.11.1		44,000	50.26	
14		2009.12.18		50,000	100.00	
15		2011.5.24		498	100.00	
16		2004.5.13		5,000	100.00	
17		2004.8.19		5,000	100.00	
18		1996.3.27		11,180	60.30	

19		2008.8.27		10,000	51.00	“1 2 3 4 5 ”
20		2012.12.2 8		5,660	51.00	
21		1996.6.28		151,044.5 2	24.17	
22		2009.12.2 3		30,000	100.00	
23		2016.11.4		50,000	51.00	
24		2017.7.21		50,000	100.00	
25		1999.12.2 8		71,888	100.00	
26		1985.3.22		880	100.00	

(

27		2007.2.8		2,000	97.50	

1		2011.6.22		30,000	26.67	
2		1985.3.27		50,000	45.00	
3		2010.11.4		20,000	30.00	
4		2013.7.19		12,500	13.60	
5		2016-12-23		50,000	20.00	

1

			33062119760416XXXX			
			33060219630209XXXX			

2

5%

1

5%

5%

2

5%

24.17%

5%

3

5%

24.17%

5%

			/
1		002006.SZ	30.16%
2		601579.SH	32.97%

5%

48,185.28	9.94%
10,000.00	20.00%
8,000.00	26.67%
24,000	12.32%
567.1317	5.05%

1

1


1

	112 18
	1996 1 23
	120,000
	91330621712584446K

2

1

2



3

3

3

	2017.12.31	2016.12.31	2015.12.31
	2,291,457.40	2,308,849.69	2,046,668.28
	681,261.21	710,288.79	505,086.01
	70.27%	69.24%	75.32%
	2017	2016	2015
	1,214,492.40	1,029,553.26	1,027,677.91
	1,182,049.35	994,627.05	990,218.57
	12,235.75	20,540.41	21,362.86
	1.10%	2.00%	4.83%

1

			33062119670903XXXX			
			33062119650710XXXX			
			33062119680816XXXX			
			33062119610810XXXX			
			33060219631110XXXX			
			33010419690726XXXX			
			33062119640729XXXX			

			33060219650625XXXX			
			23060319760606XXXX			
			33062119791021XXXX			
			33062119760416XXXX			
			33060219630209XXXX			
			42010619731024XXXX			

2

5%

1

5%

24.17%

5%

2

5%

24.17%

			/
1		002006.SZ	30.16%
2		601579.SH	32.97%

3

5%

24.17%

5%

			/
1		002006.SZ	30.16%
2		601579.SH	32.97%

5%

48,185.28

9.94%

10,000.00

20.00%

8,000.00

26.67%

24,000

12.32%

567.1317

5.05%

365,069,604

24.17%



300,000,000
36.74%

2017 1 24

2017

2017 2 10

2017

2017 3 28

2017

2017 4 14

2017

2017 8 28

A

2017

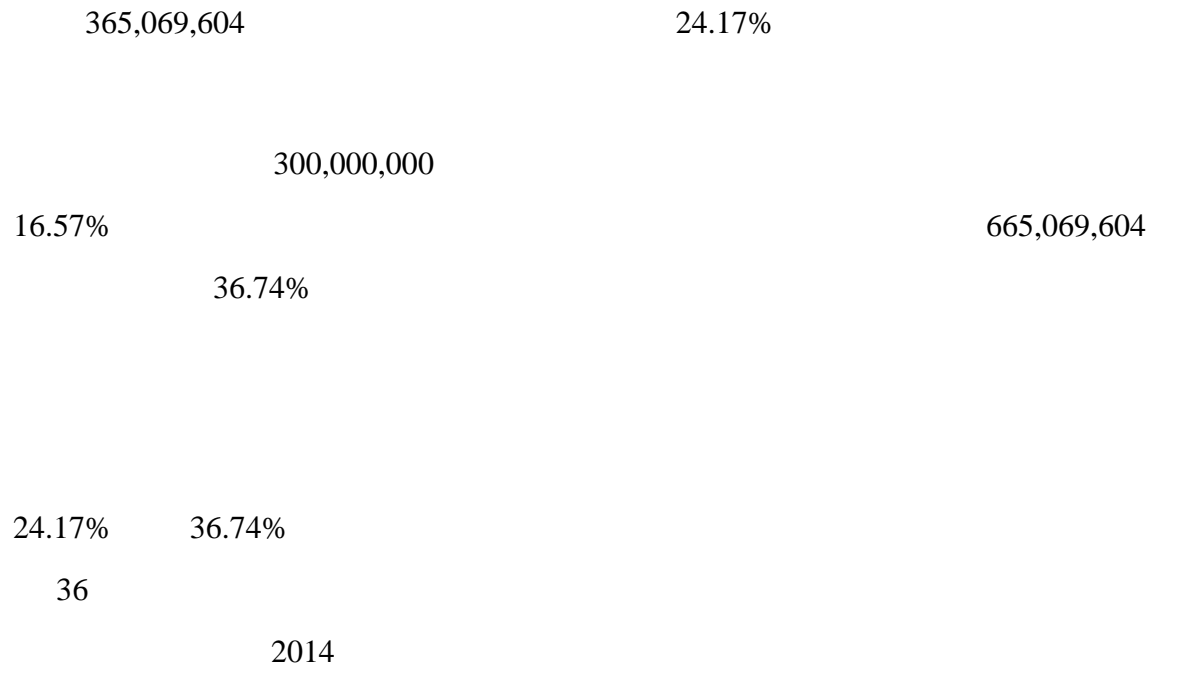
2017 11 2

2017 1969

12

12

36



2017 1 24

2017

—

A

2017 3 28

A

2017 8 28

1

300,000,000

300,000,000

2017 1 24

2017 3 28

2017 8 28

1		95,700	300,000,000
		95,700	300,000,000

2

2018 4 17

20

90%

20

=

20

/

20

3.19 /

A

2017

3.19 /

3

1

2

2018 4 20 16 00

3

36

1

2

10

10%

3

1

2

4

15

30

1

2

0,000	2016.10.14-2018.10.13
0,000	2016.9.27-2018.9.27
0,000	2016.9.27-2018.9.27

4			79,600,000	2017.11.23-2018.11.23
5			59,000,000	2017.10.13-2020.9.28

(本页奉页无正文,《为浙江精工控股集团(集团)股份有限公司收购报告书(摘要)》之签章页)

收购人: 精工控股集团(浙江)投资有限公司



法定代表人(授权代表):

孙国君

2023年11月23日

(本页无正文，为《长江精工钢结构(集团)股份有限公司收购报告书(摘要)》之签章页)

一致行动人:



法定代表人(授权代表):

方朝阳

2018年4月23日